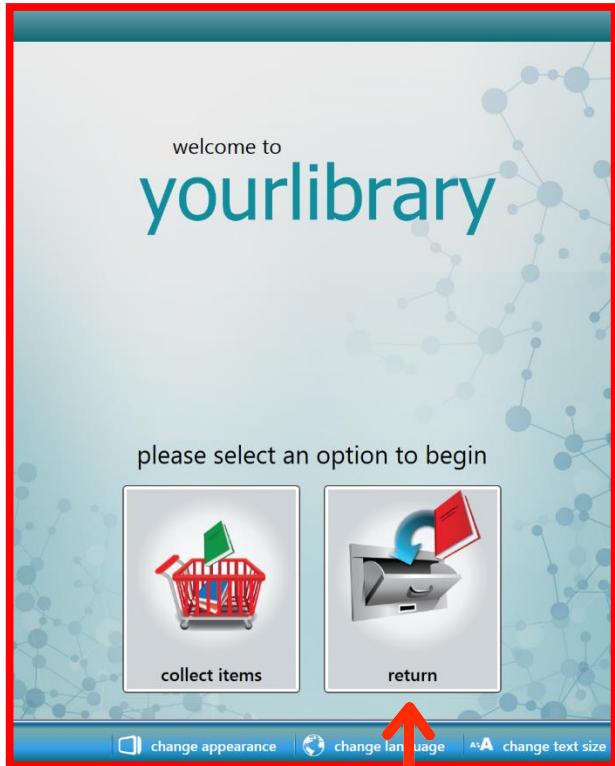




returning items to the remoteLocker™



On the welcome screen, select the 'Return Items' option.



Scan your library card.



The return slot will unlock so you can insert your items. After you select 'Finish' or after 20 seconds, the return slot will re-lock.